

Home > Journal profile

Favorite Export

JCR YEAR

2021 ⓘ

Temas Agrarios

Open Access since 2003

ISSN

0122-7610

EISSN

2389-9182

JCR ABBREVIATION

TEMAS AGRAR

ISO ABBREVIATION

Temas Agrar.

Journal information

EDITION

Emerging Sources Citation Index (ESCI)

CATEGORY

AGRONOMY - ESCI

LANGUAGES

Spanish

REGION

COLOMBIA

1ST ELECTRONIC JCR YEAR

2020

Publisher information

PUBLISHER

UNIV CORDOBA,
FAC CIENCIAS
AGRICOLAS

ADDRESS

CARRERA 6 NO 76-
103, CORDOBA
00000, COLOMBIA

PUBLICATION FREQUENCY

2 issues/year

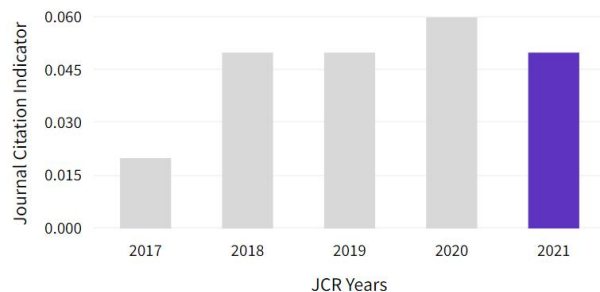
Journal's performance

Journal Citation Indicator (JCI) ⓘ

Export

0.05

The Journal Citation Indicator (JCI) is the average Category Normalized Citation Impact (CNCI) of citable items (articles & reviews) published by a journal over a recent three year period. The average JCI in a category is 1. Journals with a JCI of 1.5 have 50% more citation impact than the average in that category. It may be used alongside other metrics to help you evaluate journals. [Learn more](#)

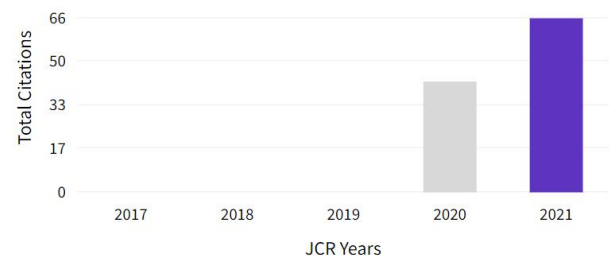


Total Citations

Export

66

The total number of times that a journal has been cited by all journals included in the database in the JCR year. Citations to journals listed in JCR are compiled annually from the JCR years combined database, regardless of which JCR edition lists the journal.



View all years

Open Access (OA) ⓘ

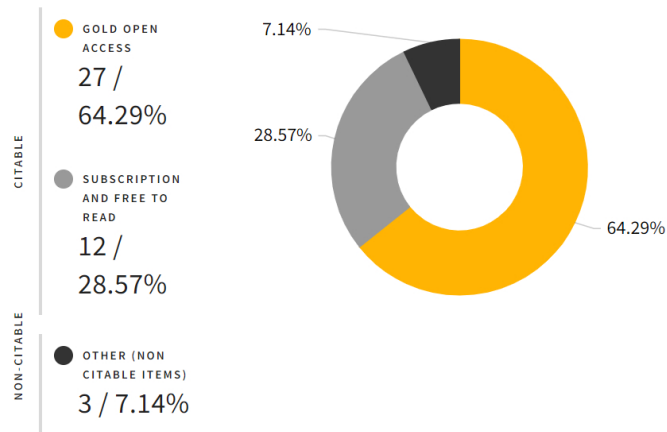
[Export](#)

The data included in this tile summarizes the items published in the journal in the JCR data year and in the previous two years. For example, in the 2020 JCR data, released in June 2021, the Open Access (OA) data show the publication model (Gold OA or subscription) of materials published in 2018, 2019 and 2020, and citations in 2020 to these items. This three-year set of published items is used to provide descriptive analysis of the content and community of the journal.

[Learn more](#)

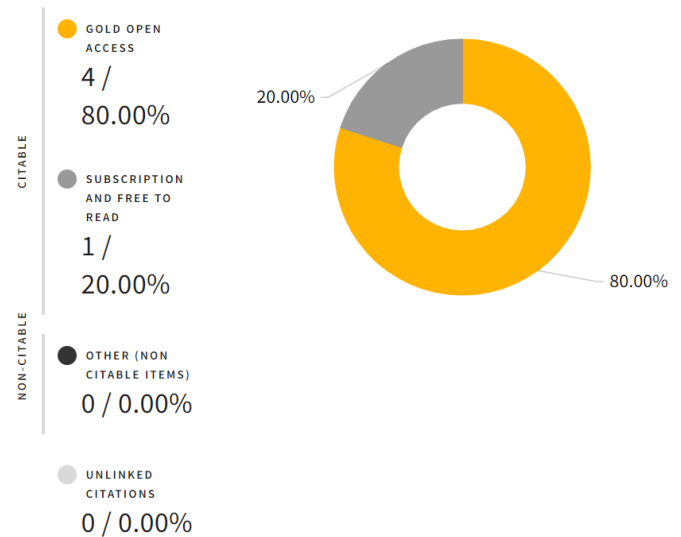
Items

TOTAL CITABLE 39
% OF CITABLE OA 69.23%



Citations*

TOTAL CITABLE 5
% OF CITABLE OA 80.00%



*Citations in 2021 to items published in [2019 - 2021]

Rank by Journal Citation Indicator (JCI) ⓘ

Journals within a category are sorted in descending order by Journal Citation Indicator (JCI) resulting in the Category Ranking below. A separate rank is shown for each category in which the journal is listed in JCR. Data for the most recent year is presented at the top of the list, with other years shown in reverse chronological order. [Learn more](#)

CATEGORY

AGRONOMY

118/124

| JCR YEAR | JCI RANK | JCI QUARTILE | JCI PERCENTILE |
|----------|----------|--------------|----------------|
| 2021 | 118/124 | Q4 | 5.24 |
| 2020 | 115/123 | Q4 | 6.91 |
| 2019 | 117/123 | Q4 | 5.28 |
| 2018 | 115/122 | Q4 | 6.15 |
| 2017 | 119/122 | Q4 | 2.87 |